

WASTE POLICY: The safe collection, segregation and disposal of healthcare waste

Version No 13: December 2024

First Issued: March 2009
Review date: December 2026

Contents

(For quick access to a specific heading - **press CTRL and click your mouse** to follow the link for the below options)

- 1. INTRODUCTION.....3
- 2. PURPOSE3
- 3. SCOPE3
- 4. DEFINITIONS (if relevant)3
- 5. RESPONSIBILITIES.....3
- 6. POLICY STATEMENT.....3
- 7. PROCEDURE4
- 8. MONITORING AND REVIEW12
- 9. REFERENCES (if relevant).....13
- 10. AUTHOR.....13
- 11. EQUALITY & DIVERSITY IMPACT ASSESSMENT.....13
- 12. DOCUMENT CONTROL14

1. INTRODUCTION

NHS organisations have a duty of care to ensure that all waste is managed in accordance with current legislation. Potential health risks associated with clinical waste must be recognised and minimised by the provision of appropriate protocols relating to the safe, effective management of waste. Thus potential risks can be minimised to patients, health care workers, waste disposal operatives, and to the general community. The 'Safe handling and disposal of clinical waste' is directly mentioned in The Health and Social Care Act (DH, 2015), and the Safe management of healthcare waste version: 2: England (DH 2021). The producer of hazardous waste is legally responsible for that waste until it's final disposal by incineration, alternative treatment or landfill (DH 2015).

This document sets out arrangements within East Coast Community Healthcare (ECCH) for the collection, segregation and disposal of waste. It identifies different categories of waste and the measures required for each type.

2. PURPOSE

The purpose of this policy and procedure is to ensure that staff correctly manage waste.

3. SCOPE

This policy and procedure relates to all staff employed by ECCH.

4. DEFINITIONS *(if relevant)*

The following definitions are intended to provide a brief explanation of the various terms used within this policy.

Term	Definition
Policy	A policy is a formal written statement detailing an enforceable set of principles or rules. Policies set the boundaries within which we operate. They also reflect the philosophy of our organisation.

5. RESPONSIBILITIES

- **ECCH Employees** – Are responsible for the implementation of this policy and following the requirements of the policy.
- **Chief Executive of ECCH** – Overall responsibility for the enforcement of this policy lies with the Chief Executive of ECCH
- **ECCH Managers** – Are responsible for ensuring staff adhere to this policy

6. POLICY STATEMENT

This policy will be implemented to ensure adherence to safe practice

7. PROCEDURE

Non-Clinical Waste

General paper waste (i.e., notepaper, magazines, newspapers etc.) must be disposed of as domestic waste in black plastic bags.

Confidential paper waste, (e.g., printed information providing a distinct reference to a named patient or member of staff, or letters, documents etc. relating to ECCH business activity) must be placed in confidential waste bin or shredded on site prior to disposal in clear plastic bags.

Recycling

Understanding the Legislation

The Simpler Recycling initiative was introduced by the Department for Environment, Food and Rural Affairs (Defra) to address stagnating recycling rates and to aid the country's efforts to meet net-zero targets. The key focus is on reducing the volume of waste that ends up in landfills and improving the quality of recycled materials by reducing contamination. This is particularly crucial as contaminated waste can become non-recyclable, making it more challenging and costly to process.

Key Requirements for Businesses

- **Separation of Waste:** By 31st March 2025, all non-household municipal premises, except micro-firms, are required to implement recycling practices for all recyclable waste streams. This includes separating food waste and dry recyclables such as paper, card, metals, plastics, and glass from general waste.
- **Food Waste Management:** All businesses, regardless of size, must have separate food waste collections in place. This is not only a legislative requirement but also a step towards more sustainable practices, as separated food waste can be processed into valuable resources like compost or energy.
- **Plastic Film and Packaging:** By 31st March 2027, the legislation mandates the inclusion of plastic film and plastic bags in the recycling collection for all businesses. This is an extension of the previous requirements and reflects a growing awareness of the environmental impact of plastic waste.

Recycling bins

Recycling bins are blue and will be individually labelled to identify correct items for recycling.

Clinical Waste

The Department of Health issued Health Technical Memorandum 07-01: 'Safe Management of Healthcare Waste and Safe management of healthcare waste version 2: England in March 2013 and updated in January 2024

The implications for practice are as follows:

- Need for segregation of waste at source
- Hazardous and non-hazardous waste cannot be mixed
- The need for segregation of cytotoxic and cytostatic medicines from other medicines which are not hazardous, but all need to be incinerated.
- Elimination, minimisation, recycling and recovery of waste and a drive to address the carbon impact related to waste.

All Healthcare workers, especially those in the community and in the household environment need to assess the waste they are producing for the hazardous properties it may contain, most notably, “infectious”. The risk assessment should be based on the professional assessment, clinical signs and symptoms, and any prior knowledge of the patient. For signs and symptoms of infection please refer to The Royal Marsden Hospital Manual of Clinical Nursing Procedures, Professional Edition.

The usual contaminants of associated with typical items of healthcare clinical waste are blood and body fluids incorporating urine, vomit, sputum, faeces, pus and wound exudates. These general categories should be used to subcategorise the waste as either

- Infectious – waste from any known or suspected infection or where a potential risk of infection is considered to exist.
- Yellow Bags – Infectious plus medicines or chemical contaminated waste, anatomical waste, but not cytotoxic/cytostatic medicines.
- Yellow Lidded Sharps Bins – Sharps contaminated with non-cytotoxic/cytostatic medicines
- Orange Bags – Infectious Waste. Not contaminated with medicines or chemicals
- Orange Lidded Sharps Bins – Sharps not containing medicines
- Purple Lidded Sharps Bins – Sharps contaminated with cytotoxic/cytostatic medicine

Exposed or inadequately protected sharps left in healthcare staff vehicles put occupants and service personnel at risk of needle stick injury.

Healthcare staff who travel in the community and carry sharps (used or unused) in the course of their work should follow a safe system of working at all times, in line with their local clinical and waste disposal policies. Sharps should always be stored safely and securely. (GOV 2013)

- Contaminated – contaminated with body fluids more suited to the offensive classification (that is, a lower risk). Dispose of in tiger stripe bag.

Risk Assessment approach to waste segregation based on likelihood of infection being present

Contaminant	Proposed general classification	Examples	Exception to this rule
-------------	---------------------------------	----------	------------------------

Urine, faeces, vomit and sputum	Treat as Infectious Waste unless assessment indicates no infection present. Orange bag/Sharps bin if potentially infectious and no medicines Tiger Stripe bag if non-infectious and no medicines. Yellow bag/Sharps bin if contaminated with medicines	Urine bags, continence pads, single use bowls, nappies, PPE	Cytotoxic and Cytostatic medicines Hepatitis B and C, HIV – only if blood present.
Blood, pus and wound exudates	Treat as Infectious waste unless assessment indicates no infection present. Orange Bag/Sharps Bin if potentially infectious no medicines Tiger Stripe bag if non-infectious and no medicines. Yellow Bag/Sharps Bin if chemically or medicinally contaminated waste.	Dressings from wounds, wound drains.	Blood transfusion items. dressings contaminated with blood/wound exudates assessed not to be infectious and no other risk of infection District Nurses may use opaque bags

Notes:

All Category A and B species, and therefore any waste items, will be deemed infectious/hazardous under waste regulations irrespective of the contaminant matrix. Please refer to <https://www.england.nhs.uk/wp-content/uploads/2021/05/B2159iii-health-technical-memorandum-07-01.pdf>

Typical waste streams from patients' homes'

Activity/cause	Waste type	Classification and colour coding	Justification	Disposal route
----------------	------------	----------------------------------	---------------	----------------

Healthcare visits of, for example, postoperative wounds that are infected	Vast majority of soft infectious waste such as dressings, bandages and some plastic single-use instruments can be treated	Waste from an infection or is infectious is disposed of in orange bags EWC: 18 01 03*	The vast majority of “bagged” infectious waste produced in the community will be placed in the orange Waste stream. Therefore, the use of orange bags in the community is recommended	Alternative treatment to render it safe
Healthcare visits of, for example, postoperative wounds that are not infected	Non-infectious dressings, single-use instruments, stoma bags, catheter bags, incontinence pads ¹	Waste classified as offensive/hygiene waste. Community staff to dispose of in opaque bags.	Used for recognisable healthcare waste that is neither infectious waste nor hazardous waste and is classified as non-hazardous offensive waste.	(Offensive-Municipal incineration/energy from waste/landfill) Orange bags- Alternative treatment to render it safe
Medicinal injections – for the administration of chemotherapy, antiviral and/or hormonal drug	Associated sharps and liquid residues of the medicinal products that are cytotoxic / cytostatic	Placed in an appropriate purple lidded leak-proof sharps receptacle EWC: 18 01 03* 18 01 08	Sharps contaminated with cytotoxic/ cytostatic medicinal products	Disposal by incineration only
Medicinal injections With non-cytotoxic/Cytostatic drugs	Associated sharps and medicinal products that are determined to be non-cytotoxic/Cytostatic drugs	Yellow-lidded sharps receptacle. If the syringe contains residual liquid medicines, this container needs to be leak-proof EWC: 18 01 03*	Likely to be Medicinally contaminated sharps in the community	Incineration
Packaging as a result of treating a patient Or other municipal wastes i.e. mixed domestic waste	Uncontaminated mixed waste e.g. cardboard, plastic ³	If not contaminated and non-infectious EWC: 20 03 01 Domestic disposed of in black/clear bags	Used packaging, whilst carrying out patient treatments in the home will in most circumstances not be infectious/clinical waste	Non-hazardous municipal incineration/energy from waste or landfill/ material recycling facilities/reuse

Notes:

Community nurses should use the sharps receptacle appropriate to the waste they generate, e.g. a yellow leak-proof sharps receptacle with a purple lid for cytotoxic or cytostatic waste. **Orange-lidded sharps receptacles are generally not advisable for use in the community in England and Wales, unless the community nurse can ensure they are not used for medicinally contaminated sharps. In Scotland and Northern Ireland, orange-lidded sharps receptacles may be used for both medicinally uncontaminated or fully discharged syringes.**

3. Not applicable to recognisable healthcare waste (e.g. plastic equipment); however, there are exemptions to this (see paragraph 19, p121:
Sharps receptacles must be UN-type-tested and approved, tested and certified to BS 7320 (see ‘Transport packaging and operations’).
Sharps receptacles should be collected when filled to the fill line and should never exceed the permissible marked mass. The sharps receptacle should be collected after a maximum of three months, regardless of the filled capacity.
If unsure if medicine is classified as cytotoxic/cytostatic speak to pharmacist.

Multi-resistant organisms such as MRSA – If the patient is **colonised** this does not affect the assessment of the waste. If they have an **infection** and are receiving treatment, and if the organism is present in the waste generated, it must be treated as infectious waste.

Disposal of Waste

Certain wastes generated in small quantities by individual healthy humans do not post a sufficient degree of hazard to be considered as clinical waste. Examples include: sanitary towels, tampons, nappies, stoma bags, incontinence pads. Such wastes, when generated in the domestic setting are considered as household waste. Where healthcare workers produce the same or similar items (for example that can be bought from a local pharmacy or supermarket by the householder) these can be double bagged in a plastic bag preferably opaque, not yellow or orange as not infectious, and placed in the domestic waste, with the householders permission.

Community Staff should carry out a risk assessment of waste produced. If it is assessed as infectious or possibly infectious the waste **cannot legally** be placed in domestic waste stream. The waste should be double bagged (an opaque bag into an orange/yellow bag) and removed from the premises. If necessary and with the householder permission the waste can be left in a secure U.N. approved transport container for collection later See sections 10.1 and 11 & Appendix 1.

In some sites where ECCH staff work the disposal of clinical waste is the clinician's responsibility, therefore at the end of clinics the orange/yellow clinical waste bags must be removed by the clinician correctly tied up and placed in the designated area or outside yellow clinical waste bin. The outside clinical waste bin must be kept locked and in a secure compound. It is the clinician's responsibility when going to a new site to ascertain the local arrangements for clinical waste and where the key to the compound and bin is kept.

Cytotoxic and Cytostatic waste (purple stripped bags or purple lidded sharps bins) must be entered separately on the documentation which the waste contractor requires before removing the waste from site. Therefore, ECCH Hotel Services must be informed of all cytotoxic/cytostatic waste for disposal and they will complete the documentation.

Staff must take cytotoxic/cytostatic waste to an ECCH site for disposal not to a site where cleaning is carried out by non ECCH staff. For further information of which sites are ECCH please contact line manager or ECCH Hotel Services.

A risk assessment should be undertaken in all areas that are used by clinical staff to ensure adequate provision for the waste generated this should be reviewed on an annual basis or if there is a change of service/use of the area.

In the event of a pandemic and the production of excess clinical waste extra waste collections may be needed.

The following infection control good practice must be followed by all staff members:

- Appropriate PPE must be worn when handling clinical waste including nitrile gloves and a single use, disposable apron.
- Hands must be washed following handling of waste.

- Disposable articles contaminated with blood, other body fluids or tissue should be disposed of in orange bags, which must conform to the current BS and UN standards.
- Disposable articles contaminated with non cytotoxic/non cytostatic medicines should be disposed of in a yellow bag or a yellow sharps bin.
- Cytotoxic or cytostatic medicines should be disposed of in a yellow bag with a purple stripe or purple lidded sharps bin
- Bags must never contain loose 'sharps. A Quest (incident) form must be completed if an item of sharps is discovered to be inappropriately disposed of.
- Yellow/Tiger stripe & orange waste bags should be sited within fire retardant, foot-operated and enclosed bins.
- The black/yellow/Tiger Stripe & orange bags must not be filled more than two thirds full.
- When two thirds full, yellow/ Tiger Stripe & orange bags must be removed from the disposal bins, and must be securely sealed.
- Sealed yellow/ Tiger Stripe & orange bags must be stored in a locked clinical waste bin, in a locked vermin-proof enclosure until collection.
- Yellow/ Tiger Stripe & orange bags and sharps boxes are incinerated or heat-treated, so it is essential that they do not contain explosive items such as batteries, aerosol cans etc.
- Yellow/ Tiger Stripe & orange bags and sharps boxes must have their point of origin marked on them prior to disposal.
- Yellow/ Tiger Stripe & orange bags and sharps boxes in outside bins must only ever be collected and disposed of by a properly licensed operator.
- Yellow/ Tiger Stripe & orange bags and sharps boxes must be closed and consigned appropriately for collection.
- Staff must be able to access equipment to deal with any accidents, incidents and spillages of waste and must be appropriately trained to use any such equipment.
- Liquid waste Non medicinal can be discarded into the orange waste stream with absorbing gels/materials.
- Liquid medicinal waste should be disposed of into a yellow sharps bin for small quantities or into a yellow bag with absorbing gels/materials.

Medicines

Pharmaceutical Waste (or "Medicinal Waste") includes expired, unused, spilt, and contaminated pharmaceutical products and residues in bottles, medicines pots, vials, ampoules, needles, connecting tubing and syringe bodies.

Any medication, however small in size or volume must not be disposed of in domestic or orange bags, orange sharps bin or disposed of via the sewerage system.

All unwanted stock or patients own medicines excluding Controlled Drugs should be returned to the supplying pharmacy.

All other medicinal waste, however small in size or volume, if not cytotoxic or cytostatic medicine must be disposed of in a yellow lidded sharps bin. See Appendix 1.

Cytotoxic or cytostatic medicines must be disposed of into purple lidded sharps bin. Sharps must only be disposed of into the appropriate sharps bin. A small amount of liquid left in a glass container can be rinsed with a small amount of water and emptied into a yellow or purple container, depending on if cytotoxic or cytostatic. Important: Remember the container

must contain absorbent material to soak up the residue (hydri mat in Sharpspak sharps bin, vernagel etc).

For disposal of controlled drugs please see ECCH policy for safe and secure handling of medicines policy.

Non-pharmaceutically active liquids including glucose and saline solutions, sterile water and nutritional supplements (except fat containing products) can be emptied down foul sewer and placed in household waste providing it contains no sharps, and glass into the appropriate glass bin.

Storage precautions

Waste storage areas should be:

- Reserved for specific wastes only
- Well-lit and ventilated
- Sited away from food preparation areas and general storage areas and routes used by the public
- Enclosed and secure with authorised access only
- Clearly marked with warning signs as appropriate
- On well drained, impervious hard standing, suitably constructed to provide containment, and which allows 'washing down'.

Waste storage in a household setting

Only if the householder consents to the storage of the waste can the healthcare worker producing the waste leave it in the home for later collection by an appropriate organisation (for example a waste contractor acting on behalf of the local authority or healthcare provider). If the householder declines to give consent, the healthcare worker cannot legally leave the waste. This problem should be discussed with the householder and the manager of the healthcare worker in order to explore all options of convenient and safe resolution, such as attending a health centre.

Healthcare organisations and their employees have responsibility for the waste while it is being stored awaiting collection and for arranging that collection.

While awaiting collection from the householder's home, the waste should be stored in a suitable place to which children, pets, pests etc. do not have access. It is not appropriate to leave the waste unsupervised on the pavement awaiting collection.

Waste should be packaged and labelled appropriately, and adequate instruction should be given in relation to safe pre-collection storage. The householder should be provided with the correct containers/packaging to ensure correct disposal.

The party collecting the waste should be provided with the information required under duty-of-care requirements (see 'Legislation and healthcare waste' on duty of care responsibilities and 'Waste management licensing and permitting' for non-WFD exemptions). A consignment note is not required for the movement of hazardous waste from domestic premises.

Transportation of clinical waste

- Clinical waste sacks should be collected for disposal as frequently as circumstances require.
- Outside waste containers must only be collected and disposed of by an appropriate, properly licensed operator.
- Persons involved in the consigning and transporting of clinical waste must comply with all existing legislation.
- Community Staff may transport Sharps Bins in their cars. Clinical waste should only be transported in UN approved containers (i.e. UN 3373) in the boot of their cars. It is ECCH staff responsible for ensuring their insurance cover is appropriate for their job.
- Sharps bins must have the lid closed and the container secured in the vehicle to avoid tipping. The container should be checked at the end of the shift to make sure there have been no spillages of sharps etc.

Infection prevention and control arrangements

All staff required to handle clinical waste must:

- Attend infection control training.
- Adhere to trust hand hygiene policy
- Wear appropriate personal protective equipment
- Adhere to trust policy regarding management of body fluid spills
- Adhere to trust policy regarding management of sharps injury

Health and Safety Arrangements

The Health and Safety at Work Act 1974 and the Management of Health and Safety at Work Regulations 1999, require all employers to carry out a risk assessment and to make arrangements to protect the health, safety and welfare of their employees and others.

All staff required to handle clinical waste must:

- Adhere to any safety arrangements set down by their employer.
- Report all serious untoward incidents as per trust policy to the risk management co-ordinator

Clinical waste spillage

In the event of a spillage of clinical waste the following procedures must be followed:

- The immediate surrounding area must be cleared of people. Hazard signs may be necessary.
- Disposable nitrile gloves and a disposable plastic apron must be worn by the person dealing with blood and other body fluid spills.
- Chlorine releasing agents are among the most effective general disinfectants. If correctly used they are effective against viruses such as hepatitis B and C, and HIV.

Chlorine releasing disinfectants

Hypochlorites, either as sodium hypochlorite solution or as sodium dichloroisocyanurate (NaDCC) tablets or granules have a good, wide-ranging micro biocidal activity. These products are available in different strengths. Manufacturer's guidelines for making up relevant concentrations must always be strictly followed.

Chlorine releasing disinfectants used in solution may not be effective if they are:

- Not freshly made up.
 - Used on objects soiled with organic or other material, as this will render the disinfectant inactive. Thus, organic matter should first be removed and the area cleaned with detergent and hot water prior to disinfection.
 - Made up in the wrong concentration for the particular purpose (stronger concentrations are not more effective than the correct dilution).
 - It is essential that fresh batches of the chlorine releasing solutions are made up as required. 1000 parts per million for general disinfection and 10,000 parts per million for blood and body fluid spillages.
 - NaDCC tablets are extremely stable if stored where protected from moisture. Dilutions needed to achieve required concentrations are stated on the pack.
 - A granular form of NaDCC is particularly suitable for spills of body fluids as they help to contain the spillage while inactivation occurs.
 - Cold water should be used to make up the chlorine releasing disinfectant
- Adequate ventilation should always be ensured when chlorine-releasing agents are used.

Note: Chlorine releasing agents must not be used for urine spills as chlorine gas may be released.

General Cleaning – 1 Sochlor Plus tablet in 1 litre of cold water.

Blood and body fluids – 10 Sochlor Plus tablets in 1 litre of cold water

Category A pathogen list

The table below shows the Carriage Regulations' Category A pathogen list. The Carriage Regulations define Category A as:

"An infectious substance which is carried in a form that, when exposure to it occurs, is capable of causing permanent disability, life threatening or fatal disease to humans or animals."

(See details of Category A substances in the ADR regulations.)

Indicative examples of infectious substances included in Category A in any form unless otherwise indicated (2.2.62.1.4.1)

UN 2814 and name Microorganism

Infectious substances affecting humans

<p>Bacillus anthracis (cultures only) Brucella abortus(cultures only) Brucella melitensis (cultures only) Brucella suis (cultures only) Burkholderia mallei – Pseudomonas mallei – Glanders (cultures only) Burkholderia pseudomallei – Pseudomonas pseudomallei (cultures only) Chlamydia psittaci - avian strains (cultures only) Clostridium botulinum (cultures only) Coccidioides immitis (cultures only) Coxiella burnetii (cultures only) Crimean-Congo haemorrhagic fever virus Dengue virus (cultures only) Eastern equine encephalitis virus (cultures only) Escherichia coli, verotoxigenic (cultures only) Ebola virus Flexal virus Francisella tularensis (cultures only) Guanarito virus Hantaan virus Hantavirus causing haemorrhagic fever with renal syndrome Hendra virus Hepatitis B virus (cultures only) Herpes B virus (cultures only) Human immunodeficiency virus (cultures only)</p>	<p>Highly pathogenic avian influenza virus (cultures only) Japanese Encephalitis virus (cultures only) Junin virus Kysanur Forest disease virus Lassa virus Machupo virus Marburg virus Monkeypox virus Mycobacterium tuberculosis (cultures only)^a Nipah virus Omsk haemorrhagic fever virus Poliovirus (cultures only) Rabies virus (cultures only) Rickettsia prowazekii (cultures only) Rickettsia rickettsii (cultures only) Rift Valley fever virus (cultures only) Russian spring-summer encephalitis virus (cultures only) Sabia virus Shigella dysenteriae type 1 (cultures only)^a Tick-borne encephalitis virus (cultures only) Variola virus Venezuelan equine encephalitis virus (cultures only) West Nile virus (cultures only) Yellow fever virus (cultures only) Yersinia pestis (cultures only)</p>
--	---

Please refer to: <https://www.un3373.com/category-biological-substances/category-a/>

8. MONITORING AND REVIEW

This document will be reviewed by the Infection Prevention and Control Team in conjunction with ECCH prescribing team every 2 years, or sooner if changes in legislation occur or new best practice evidence becomes available. It is the responsibility of all department heads/professional heads to ensure that the staff they manage adhere to this policy. They are also responsible for ensuring that annual risk assessments are performed and returned to the risk manager.

9. REFERENCES (if relevant)

- Department of Health: Estates and Facilities Alert (2013) Sharps and sharps containers transported in staff vehicles. Available from: https://assets.publishing.service.gov.uk/government/uploads/system/uploads/attachment_data/file/213303/Estates-and-facilities-alert-2013-001.pdf [Accessed 26th November 2024]
- Department of Health – Health Technical Memorandum 07-01: Safe management and disposal of healthcare waste (HTM 07-01). (2013, updated 2024) https://www.england.nhs.uk/wp-content/uploads/2021/05/HTM_07-01_Final.pdf [Accessed 26th November 2024]
- Department of Health (2015). The Health and Social Care Act- Code of Practice for the Prevention and Control of Infections. <https://www.gov.uk/government/publications/the-health-and-social-care-act-2008-code-of-practice-on-the-prevention-and-control-of-infections-and-related-guidance> Updated December 2022 (Accessed 26th November 2024)
- Environment Agency/SEPA/Natural Resources Wales (2021) Waste Classification: Guidance on the classification and assessment of waste. Available from: https://assets.publishing.service.gov.uk/government/uploads/system/uploads/attachment_data/file/719394/Waste-classification-technical-guidance-WM3.pdf [Accessed 26th November 2024]
- Health and Safety at Work Act (1974) Available from: [Health and Safety at Work etc. Act 1974 \(legislation.gov.uk\)](https://www.legislation.gov.uk/ukpga/1974/75) [Accessed 26th November 2024]
- The Management of Health and Safety at Work Regulations (1999) Available from: [The Management of Health and Safety at Work Regulations 1999 \(legislation.gov.uk\)](https://www.legislation.gov.uk/ukreg/1999/1614) [Accessed 26th November 2024]
- The Royal Marsden NHS Foundation Trust (2020) The Royal Marsden Hospital Manual of Clinical Nursing Procedures: Professional Edition. 10th Ed. Chapter 4. Wiley-Blackwell.
Can be accessed online with OpenAthens; Available from: [The Royal Marsden Manual | Online Edition \(wiley.com\)](https://www.royalmarsden.nhs.uk/clinical-nursing-procedures) (Accessed 26th November 2024)
- Simpler recycling in England (Defra) Updated November 2024 (Accessed 29th November 2024) <https://www.gov.uk/government/publications/simpler-recycling-in-england-policy-update/simpler-recycling-in-england-policy-update>

10. AUTHOR

Infection Prevention & Control Team – December 2024

11. EQUALITY & DIVERSITY IMPACT ASSESSMENT

In reviewing this policy, the HR Policy Group considered, as a minimum, the following questions:

- Are the aims of this policy clear?
- Are responsibilities clearly identified?
- Has the policy been reviewed to ascertain any potential discrimination?
- Are there any specific groups impacted upon?
- Is this impact positive or negative?

- ☐ Could any impact constitute unlawful discrimination?
- ☐ Are communication proposals adequate?
- ☐ Does training need to be given? If so is this planned?

Adverse impact has been considered for age, disability, gender reassignment, marriage and civil partnership, pregnancy and maternity, race, religion and belief, sex, sexual orientation.

Blank version of the full Equality & Diversity Impact assessment can be found here:

http://eccho/Home/FormsGuidance.aspx?udt_575_param_index=E&udt_575_param_page=2

12. DOCUMENT CONTROL





Version Date	Version No.	Author/ Reviewer	Comments
Feb 2012	6	IPC Team	Change of logo, update references, minor clarity changes
April 2013	7	IPC Team	Safe transport of sharps containers in cars. Disposal of medicines
March 2015	8	IPC Team	Different disposal arrangements at some sites
February 2017	9	IPC Team	Reviewed
December 2018	10	IPC Team	Reviewed and minor changes
March 2021	11	IPC Team	Reviewed
December 2022	12	IPC Team	Reviewed and minor changes
December 2024	13	IPC Team	Amended different disposal arrangements at some sites. Added use of offensive waste stream








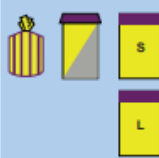
DOCUMENT CONTROL SHEET

Name of Document:	Waste Policy: Safe collection, segregation and disposal of healthcare waste
Version:	13
File Location / Document Name:	ECCHO
Date Of This Version:	December 2024
Produced By (Designation):	Infection Prevention & Control Team
Reviewed By:	Infection Prevention & Control Team

Synopsis And Outcomes Of Consultation Undertaken:	Changes relating to relevant committees/groups involved in ratification processes.
Synopsis And Outcomes Of Equality and Diversity Impact Assessment:	No specific issues
Ratified By (Committee): -	IPACC
Date Ratified:	December 2022
Distribute To:	ECCHO/External website
Date Due for Review:	December 2026
Enquiries To:	infectionprevention@ecchcic.nhs.uk
Approved by Appropriate Group/Committee Approved by Policy Group Presented to IGC for information	<input type="checkbox"/> Date: <input type="checkbox"/> Date: <input type="checkbox"/> Date:

Appendix 1

Colour	Waste stream	Example items	Disposal methods	EWC codes	Hazards	Container requirements	Sharps
Yellow/Black 	Offensive/hygiene waste	Used non-infectious PPE, sanitary waste/nappies Couch roll (paper used to cover exam tables) Non-infectious items contaminated with blood and other body fluids Animal faeces/soiled animal bedding	EfW (can be incinerated at lower temperatures than infectious/known infectious streams) Landfill (legal, but not recommended under the hierarchy of waste)	18 01 04 or 20 01 99 18 02 03	Unpleasant, generally not hazardous	Tiger stripe bag only 	Must not contain sharps 
Red 	Anatomical waste	Amputated tissue, full and partial blood bags, and blood preserves	Incineration	18 01 02 18 01 02 and 18 01 03* (if infectious)	Unpleasant, generally not hazardous unless infectious	Rigid containers only. Red or red lidded. Marked as anatomical. 	Must not contain sharps 
Black 	Domestic/municipal waste	Food packaging	Recycling (limited if recyclables are segregated at source) EfW Landfill	20 03 01	Generally, not hazardous	Black bag or clear bag 	Must not contain sharps 
White (recycling) 	Recyclable wastes	Empty drinks cans Glass Paper (excluding confidential)	Recycling	Various	Not hazardous	White bag or clear bag 	Must not contain sharps 

Colour	Waste stream	Example items	Disposal methods	EWC codes	Hazards	Container requirements	Sharps
Yellow 	Infectious/medical/anatomical waste requiring incineration or alternative treatment	IV bags Pharmaceutically contaminated sharps Chemically contaminated lab waste	Incineration or alternative treatment at a suitably permitted facility	18 01 03* and 18 01 06* 18 01 03* and 18 01 09 18 02 02* and 18 02 05* or 18 02 06	Infectious (HP 9) Medical/chemical contamination	Depends on characteristics of waste 	May contain sharps (in a designated sharps bin) 
Orange 	Known infectious	Infectious dressings Swabs Phlebotomy needles/syringes	Alternative treatment at a suitably permitted facility or incineration (legal, but not recommended under the waste hierarchy)	18 01 03* 18 02 02* 18 01 01 18 02 01	Infection	Depends on characteristics of waste 	May contain sharps (in a designated sharps bin) 
Purple 	Cytotoxic and cytostatic waste	Chemotherapy drugs Other cytotoxic drugs	Hazardous/clinical Incineration	18 01 08* 18 01 03* and 18 01 08* or 20 01 31* 18 02 02*	Cytotoxicity (damaging to cells)	Depends on characteristics of waste Other waste contaminated with cytotoxic: purple striped bag Sharps: sharps bin Medicines: solid or liquid rigid bin 	May contain sharps (in a designated sharps bin) 