



Policy for the Management of a Ward/Departmental Outbreak of Viral Vomiting and/or diarrhoea

Document Control Sheet

Name of Document:	Policy for the Management of a Ward/Departmental Outbreak of Viral Vomiting and/or diarrhoea
Version:	10
File location\Document name:	
Date of this version:	September 2020
Produced by:	Infection Prevention and Control Team
Reviewed by:	IPACC
Synopsis and Outcomes of Consultation Undertaken:	JICC. Reference to key guidance documents
Synopsis and Outcomes of Equality & Diversity Impact Assessment	No specific issues. National EIA gives more details on measures to reduce HCAs.
Board/committee approval at meeting on:	JICC 24/03/2009 08/03/2011 18/02/2013 IPACC 02/12/2014 29/11/2016 04/09/2018
Publication date:	
Distribute to:	Clinical staff
Date distribution completed:	
Due for review by Board/committee no later than:	September 2022
Enquiries to:	ecch.infectionprevention@nhs.net

Revision History

Revision Date	Summary of changes	Author(s)	Version Number
March 2011	Updated references	IPCT	5
February 2013			6
			7
November 2016	Checklist added	IPCT	8
September 2018			9
September 2020			10

Approvals

This document requires the following approvals either individual(s), group(s) or board.

Name	Title	Date of Issue	Version Number
JICC		08/03/2011	5
IPACC		18/2/2013	6
IPACC		02/12/2014	7
IPACC		29/11/2016	8

IPACC		04/09/2018	9
IPACC			10

EQUALITY AND DIVERSITY IMPACT ASSESSMENT

Impact Assessments must be conducted for:

- All ECCH policies, procedures, protocols and guidelines (clinical and non-clinical)
- Service developments
- Estates and facilities developments

Name of Policy / Procedure / Service	Policy for the Management of a Ward/Departmental Outbreak of Viral Vomiting and/or diarrhoea
Manager Leading the Assessment	Teresa Lewis
Date of Assessment	19/11/2014

STAGE ONE – INITIAL ASSESSMENT

<p>Q1. Is this a new or existing policy / procedure / service? <input checked="" type="checkbox"/> Existing</p>
<p>Q2. Who is the policy / procedure / service aimed at?</p> <p><input type="checkbox"/> Patients</p> <p><input checked="" type="checkbox"/> Staff</p> <p><input type="checkbox"/> Visitors</p>
<p>Q3. Could the policy / procedure / service affect different groups (age, disability, gender, race, ethnic origin, religion or belief, sexual orientation) adversely? Yes Sufficient national protocols that this policy takes into consideration can be applied if relevant No If the answer to this question is NO please sign the form as the assessment is complete, if YES, proceed to Stage Two.</p>

Analysis and Decision-Making

Using all of the information recorded above, please show below those groups for whom an adverse impact has been identified.

Adverse Impact Identified?

Age	No
Disability	No
Gender	No
Race/Ethnic Origin	No
Religion/Belief	No
Sexual Orientation	No

- Can this adverse impact be justified? NA
- Can the policy/procedure be changed to remove the adverse impact? NA

If your assessment is likely to have an adverse impact, is there an alternative way of achieving the organisation's aim, objective or outcome

What changes, if any, need to be made in order to minimise unjustifiable adverse impact?
--

CONTENTS	PAGE
1. Introduction	4
2. Purpose and scope	4
3. Policy statement	4
4. Responsibilities	4
5. Policy monitoring	4
6. Review	4
7. General principles of outbreak management	4/5
8. Factors that may indicate an outbreak is occurring	5
9. Action to be taken in the event of a suspected outbreak	5
10. Enteric Infection Control Precautions	6
11. Transfer of patients to departments for appointments and/or procedures	6
12. Ward closures	6/7
13. Criteria for reopening a ward following an outbreak	7
14. References	8
15. Author	8
Bristol Stool Chart	9
Data collection sheets:	
- Patient	10
- Staff	11
- Visitor	12
16. Norovirus Outbreak Checklist	14

1. Introduction

During the winter months (October to April) and now regularly outside this time frame, hospitals and other institutions regularly experience outbreaks of vomiting and/or diarrhoea. In many cases the aetiology of the outbreak cannot be determined, although most are caused by viruses, such as Rotavirus or Norovirus. Effective control measures, swiftly implemented, can prevent onward spread of these viruses.

2. Purpose and scope

This policy applies to all staff either employed or contracted by East Coast Community Healthcare CIC (ECCH) These staff may work within ECCH in patient areas, patients own homes, or care settings owned by other agencies.

3. Policy Statement

This policy will be implemented to ensure adherence to safe practice.

4. Responsibilities

It is the responsibility of all staff to ensure that they adhere to best practice

5. Policy monitoring

It is the responsibility of all department heads/professional leads to ensure that the staff they manage adhere to this policy.

6. Review

This policy will be reviewed by the Infection Prevention and Control Team (IPCT).

7. General Principles of outbreak management

- 7.1 An outbreak may be defined as ***‘two or more cases of the same infection which are linked in time and place (i.e. same disease occurring in the same location at around the same time)***.
- 7.2 Any suspicion of an outbreak of infection **must** be notified to the IPCT – telephone 01502 445251, (normal office hours). Out of hours contact the community services manager on call.
- 7.3 To assist with the prevention of transmission of viral gastro-enteritis, all patients admitted to hospital with symptoms suggestive of viral gastro-enteritis, should be admitted to a single room, and the IPCT informed.
- 7.4 Clinical details, i.e. symptoms, date of onset and total number of patients affected will be required by the IPCT to enable them to assess the nature and severity of the problem.
- 7.5 A stool chart must be commenced for each patient using the *‘Bristol stool chart’* as a reference.
- 7.6 Exclusion of diarrhoea associated with other causes (e.g. laxatives, antibiotics or other medication).
- 7.7 The nurse in charge of the ward should liaise with the relevant Occupational Health Department, with regard to any staff affected by symptoms.

NB: *Catering staff presenting with symptoms of gastro-intestinal infection at any time must be referred immediately to Occupational Health by the Catering Manager.*

8. Factors that may indicate an outbreak is occurring

- 8.1 Both staff and patients are affected (two or more patients, &/or two or more members of staff over a 48 hour period).
- 8.2 Duration of illness is between 12 and 60 hours

- 8.3 Vomiting occurs in more than 50% of cases
- 8.4 There is an incubation period of 15-48 hours
- 8.5 There are other symptoms present, including: headache, myalgia, malaise and low grade fever
- 8.6 Outbreaks in other local healthcare environments

9. Action to be taken in the event of a suspected outbreak (open the outbreak box file available in each inpatient area for items to assist in the outbreak)

- 9.1 In office hours inform the IPCT, Tel 01502 445251 plus promptly send an email to ecch.infectionprevention@nhs.net
- 9.2 Inform the Senior Nurse
- 9.3 Information required by the IPCT will include the following which must be recorded on an outbreak investigation sheet and be available to the IPCT/ Nurse in charge each morning:
 - Total number of a patients affected
 - For each patient, a complete history from including date and time of onset of symptoms
 - For each patient, any treatment (e.g. laxatives, antibiotics, NG feeds etc.) and any confirmed microbiology results (e.g. Clostridium Difficile etc.)
 - Dates specimens taken and all available results **STOOL SPECIMENS SENT TO THE LABORATORY MUST BE BRISTOL STOOL CHART TYPE 6/7- i.e. LIQUID, TAKE THE SHAPE OF THE CONTAINER TO BE CONSIDERED FOR TESTING.**
 - Food history, detailing all food eaten by the affected patients(s) during the 48hours prior to onset, including food brought in from outside the hospital.
- 9.4 A stool specimen must be obtained from the affected patients as soon as possible at the onset of symptoms and sent for bacterial MC and S and virology, where possible separate specimens should be obtained. **THE IPCT MUST BE ALERTED PRIOR TO THE SPECIMENS BEING SENT** and the specimens should be annotated as requested by the lab, (i.e. given an outbreak name) to facilitate identification and collation of specimens. (NB Faecal samples should be obtained from patients who present with vomiting regardless of whether or not the patient has diarrhoea. These should not be sent to laboratory unless directed so by the IPCT) Once the outbreak has a positive diagnosis no further specimens will be required.
- 9.5 Members of staff who become symptomatic whilst on duty should inform their manager and relevant Occupational Health Department. They **must** leave the clinical area and **must not** return to work until they have been **symptom free for 48 hours**. Staff may be required to provide a stool sample.

10. Enteric Infection Control Precautions

Effective decontamination of the environment and appropriate handling of infected items is the key to prevention of transmission in the clinical area.

- 10.1 During an outbreak attention must be given to the following:
 - **Clean hands:** Decontamination of hands is the most important means of prevention of spread. Before and after attending patients, hands must be washed meticulously with soap and water. Alcohol gel is generally not effective against most viruses that cause gastro-enteritis and therefore should not be used for hand decontamination during an outbreak.

- **Protective clothing:** Gloves and aprons must be worn in accordance with the Standard Universal Precautions Policy
- **Linen:** All linen from affected patients must be placed in a white laundry bag. Sufficient supplies of white laundry bags **and** red water soluble plastic bags
- **Cleaning:** Equipment **must** be cleaned between each patient use with general purpose detergent and water followed by hypochlorite 1000ppm (Actichlor Plus/sochlor) and left to dry. Particular attention **must** be given to bedpans/commodos.
- **Bedpans and Vomit Bowls:** must be covered whilst being transported to the sluice prior to disposal in the macerator.
- **Spillages of faeces and/or vomit:** must be cleaned up immediately using detergent and water. The area should then be disinfected using a hypochlorite 10,000ppm (Actichlor Plus/sochlor) mixed in cold water solution.
- **Lavatories and bathrooms:** these areas must be regularly checked and cleaned – liaison with the domestic supervisor may be necessary in order to amend/increase cleaning schedules.
- **Doors:** where possible these **must** be closed.
- **Routine cleaning:** domestics must be instructed to clean all areas and supplied with Actichlor Plus/sochlor to be used for all routine cleaning.
- **Food items:** these must be removed from all surfaces.

11. Transfer of patients to departments for procedures/appointments

- 11.1 During an outbreak, any movement of patients requiring tests, procedures or appointments outside of the affected ward must be discussed with the IPCT, and a risk assessment should be performed taking into account the following:
- Whether the patient in question has gastro-intestinal symptoms.
 - How urgent the test or procedure is.
 - Whether appropriate precautions can be taken by the receiving department.

If it is agreed that a patient is to have a test/procedure then the receiving department must be informed in advance.

12. Ward Closures

- 12.1 If the outbreak cannot be contained by closure of part of the ward, (e.g. within single rooms or by cohort nursing within bays), then a decision may be taken to close the ward to further admissions. This decision must be taken following consultation with the Nurse in charge, senior ECCH management and IPCT.
- 12.2 The outbreak will continue to be reviewed whilst the ward remains closed.
- 12.3 Patients from affected areas must not be transferred to other hospitals/wards/departments or discharged to residential/nursing homes except under extraordinary circumstances and following discussion with the IPCT.
- 12.4 Patients from affected areas who are asymptomatic may be discharged home provided that both the patient and their relatives are given advice on the management of symptoms should they occur.
- 12.5 Staff (including bank and agency) – must not be moved from an affected area to other ward areas. Staff returning to work following a period of illness involving diarrhoea and/or vomiting must have been asymptomatic for **48 hours**.
- 12.6 During an outbreak staff from an affected area **must not eat and drink in patient areas**. Staff movement from the ward area should also be minimised wherever possible

(e.g. visits to the canteen or other departments). Wherever possible staff working in affected areas should not mix with staff from unaffected wards/departments. **N.B. Prior to leaving an affected area, staff must remove all protective clothing and wash their hands thoroughly. Contaminated uniforms should be changed as soon as is practicably possible and must not be worn outside the hospital.**

12.7 Physiotherapists/Occupational Therapists/ Medical staff/Social workers and other staff who are not based on the ward must discuss the urgency of their visits with ward staff and/or the IPCT. Visits which are necessary by staff from other areas should be made wherever possible at the end of their working day.

12.8 All visitors must be advised of the risks associated with contact with affected patients. All visitors must be advised to wash their hands with soap and water and to dry them thoroughly both before and after visiting the patient.

12.9 Children should be discouraged from visiting the affected ward.

12.10 No food/fruit items should be on surfaces in affected wards.

12.11 **Enhanced/increased cleaning is required of all areas particularly of toilets and all door handles.**

13. Criteria for reopening a ward following an outbreak

13.1 For outbreaks involving diarrhoea and vomiting the ward will be opened following consultation with the involved clinicians and IPCT when:

- There have been no new cases for 72 hours
- Patients have been asymptomatic for a period of at least 72 hours; this process may vary in length depending on the nature of the infection.
- The ward has undergone a deep clinical clean of all areas and medical equipment and curtains have been changed.

NB any carpets or soft furnishings must be steam cleaned before the ward reopens. This process may be commenced between 48-72 hours only on advice from the IPCT.

14. References

Ayliffe G A J, Lowbury E J L, Geddes A M, Williams J D, (1992) Control of Hospital Infection, a Practical Handbook – 3rd edition, Chapter 9, Chapman Hall Medical, London.

Department of Health and Social Security (1986a). The Report of the Committee of Inquiry into an Outbreak of Food Poisoning at Stanley Royd Hospital, HMSO, London.

Department of Health and Social Security (1988). Hospital Infection Control: Guidance on the Control of Infection in Hospitals. Prepared by the DHSS/PHLS Hospital Infection Working Group.

Department of Health (2010) The Health and Social Care Act 2012








HMSO London Hospital Infection Control, Guidance on the Control of Infection in Hospitals, prepared by the Hospital Infection Working Group of the Department of Health and Public Health Laboratory Service, March 1996.

Report to the Public Health Laboratory Viral Gastro Enteritis Working Group, Management of Hospital outbreaks of Gastro-enteritis due to Small Round Structured Viruses. *Journal of Hospital Infection (2000) 45: 1-10* – Chadwick P R, Beards G, Brown D, Caul E O, Cheesbrough J, Clarke I, Curry A, O'Brien S O, Quigley K, Sellwood J and Westmoreland D.

15. Author

Infection Prevention and Control Team

THE BRISTOL STOOL FORM SCALE

Type 1		Separate hard lumps, like nuts (hard to pass)
Type 2		Sausage-shaped but lumpy
Type 3		Like a sausage but with cracks on its surface
Type 4		Like a sausage or snake, smooth and soft
Type 5		Soft blobs with clear-cut edges (passed easily)
Type 6		Fluffy pieces with ragged edges, a mushy stool
Type 7		Watery, no solid pieces ENTIRELY LIQUID

Gastroenteritis Outbreak Data - Patients

Name of premises:
 Address:
 Name of person providing information:
 Date/Time:

Full name and room number	Sex M/F	DoB/ Age	Symptoms **						Duration Days/Hours	Name of GP Seen Y/N	Stool specimen	
			D	V	N	P	B	O			Date sent	Results

** D = Diarrhoea, N = Nausea, V = Vomiting, P = Abdominal pain, B = Bloody stool, O = Other

Gastroenteritis Outbreak Data - Staff

Name of premises:
 Address:
 Name of person providing information:
 Date/Time:

Full name, home address and telephone number	Sex M/F	DoB/ Age	Job details and working hours/work elsewhere	Symptoms ** TICK TOP BOX							Duration Days/Hours	Name of GP Seen Y/N	Hospitalised Y/N Where	Stool specimen	
				D	V	N	P	B	O	Date				Result	

** D = Diarrhoea, N = Nausea, V = Vomiting, P = Abdominal pain, B = Bloody stool, O = Other

Name of premises:

Address:

Name of person providing information:

Date/Time:

Gastroenteritis Outbreak Data Visitors

Full name, home address and telephone	Sex M/F	DoB/ Age	Job details and working hours/work elsewhere	Symptoms ** TICK TOP BOX						Duration Days/Hours	Name of GP Seen Y/N	Hospitalised Y/N Where	Result	
				D	V	N	P	B	O				Date	Result

** D = Diarrhoea, N = Nausea, V = Vomiting, P = Abdominal pain, B = Bloody stool, O = Other

This checklist is intended for use by healthcare staff dealing with a suspected case of gastrointestinal infection.

Norovirus Checklist

Upon arrival to Clinical Setting/Start of Symptoms

- Direct patient with existing/recent history of diarrhoea and/or vomiting to designated area (cubicle/single room) and **ISOLATE**
- Ensure that staff wear gloves and aprons for direct patient contact or contact with equipment
- Identify single patient use toilet/commode where possible
- Complete clinical assessment to confirm symptoms are of infectious origin (sudden onset, projectile vomit, history of contact)

Initial Assessment

- Record date of onset of symptoms
- Obtain specimen of stool for MC&S/Virology/C.diff as indicated (or vomit for Norovirus)
- Label Specimen for viral testing and send as per local regulations following biohazard precautions
- Report suspected cases to IP&C team
- If two cases or more, instigate outbreak approach
- Commence outbreak reporting

Initial and Ongoing Patient Management

Supportive therapy as for any case of gastrointestinal infection

- Isolate in single room with dedicated toilet facilities where possible
- Post restricted entry and infection control signs
- Provide dedicated patient equipment if available
- Ensure local protocol for frequent and enhanced cleaning and linen change is implemented
- Record fluid balance and commence Bristol Stool Chart
- DO NOT GIVE ANTIEMETICS OR ANTIMOTILITY AGENTS**

Before Every Patient Contact

- Clean hands
- Put on PPE
- Clean and disinfect patient equipment between patients
- Wash hands/change gloves between each patient

After Every Patient Contact

- Remove PPE
- Wash hands with soap and water
- Clean and disinfect patient equipment
- Dispose of infected linen and waste in designated bags

Control of Designated Area (Single Room or Bay/Ward)

- Instigate local closure protocol
- Post restricted entry and infection control signs at Designated Area Entrances
- Provide patient/visitor/carer/staff information
- Restrict visiting according to local policy
- Ensure local protocol for enhanced surface cleaning using effective product (Actichlor Plus)
- Remove all fruit/food items

Patient and Staff Movement

- Advice on placement of further suspected cases should be sought from IP&C team
- Restrict movement of ward/bank staff
- Avoid cross working between affected and unaffected patients where possible
- Movement of patients from ward to ward for cohort management is **NOT** recommended
- Risk assess all potential patient discharges prior to decision to discharge (especially care home residents, those with vulnerable relatives or carer responsibilities)
- Agree patient transfers with receiving areas following individual assessment and for urgent clinical need only
- Symptomatic staff must remain absent until 48 hours clear from D&V

72 hours after Cessation of Uncontained Symptoms/Discharge

- Decision taken with advice from IP&CT according to local protocol
- Provide patient advice re hand washing and hygiene at home
- Instigate designated area deep clean
- Change curtains and all linen items
- Complete deep/final clean prior to opening to further admissions